



# art activity: week of April 14th


## 1st grade

**Updated!**

1. Go into the **Activities** tab



2. Follow directions on each page. If the video **LINK** does not work copy and paste link to Google.



3. Click on:

A green rounded rectangular button with a white plus sign in a circle and the text "Add response".

to participate in this activity.

4. Follow the directions on each page/slide to complete the activity. Have FUN!



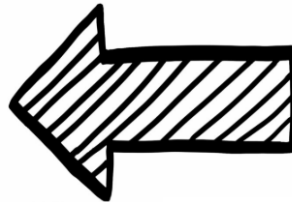
**ALL DONE? GREAT!**

6. Tap the "check" when you've completed the activity. This will submit your work to *your seesaw journal* for Mrs. Wolcott to see.

5. Use the **Drawing Tools**



Don't forget about ...



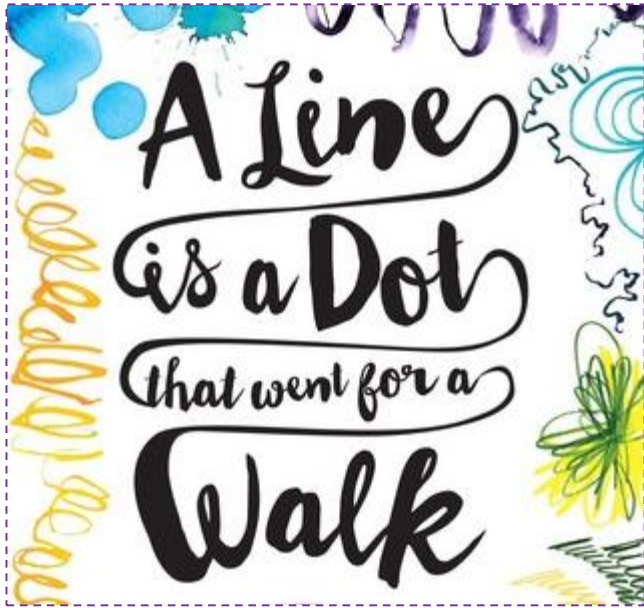


# Line is one of the 7 Art Elements...

*Line, Form, Shape, Color, Texture, Value, and Space*

The **ELEMENTS** of art are the “building blocks” of art. We use these to **describe** works of art.

Line – a path created by a moving point, mark, or object



*“A LINE is a dot that went for a walk.”*

-Paul Klee





**Watch  
video**


<https://youtu.be/BDePyEFT1gQ>



**Look at Wassily  
Kandinsky's  
Composition 8...**

**Do you see all  
the different  
kinds of lines?**

**What else do  
you see?**



# There are many types of LINES!



**Line Types**  
Some line types we can use for inspiration.  
Can you think of others?

<b>Vertical</b> 	<b>Horizontal</b> 	<b>Diagonal</b> 	
<b>Curved</b> 	<b>Spiral</b> 	<b>Wavy</b> 	<b>Cloud</b> 
<b>Zig-Zag</b> 	<b>Castle</b> 	<b>Step-Up-N-Down</b> 	
<b>Shark</b> 	<b>Mountain</b> 	<b>Jagged</b> 	
<b>Walk-Around</b> 	<b>Dashed-Dotted</b> 	<b>Loop-D-Loop</b> 	

Line is an Element of Art that artists can use to create.



Kandinsky  
example of  
LINES!



# Now it's your turn! Create your own Kandinsky!



1. Create a Kandinsky work of art using your iPad or on a piece of paper.
2. Choose different lines to draw keeping in mind placement.
3. Add color if you choose.

Helpful hint: Short/Long Lines Thick/Thin Lines  
ZigZag/Straight/Curved Lines

\*Look at the slides for help as well as Kandinsky's Composition 8





# GREAT JOB!

You did it!




## ALL DONE?

Tap the “check” when you’ve completed the activity. This will submit your work to *your* seesaw journal for Mrs. Wolcott to see – no one else in the class will be able to see your work.

## BORED ALREADY?

- Click on the **coloring page** to PRINT or SAVE it (and upload it to Sketches School). Then have FUN, be creative and color it in!
- Don’t forget to look for weekly “**Extra Art Boredom Buster**” activities on Mrs. Wolcott’s website!

*These (optional) activities will use a variety of materials you might have around your house. Look under the **Remote Learning** quick link.*




# WANT TO LEARN MORE?


(OPTIONAL)

Richard Long – A Line Made by Walking

<https://publicdelivery.org/richard-long-line-made-by-walking/>



Piet Mondrian –  
Composition in Yellow, Blue, and Red



<https://www.tate.org.uk/kids/explore/who-is/who-piet-mondrian>

