



art activity: week of April 14th


2nd grade

Updated!

1. Go into the **Activities** tab



2. Follow directions on each page. If the video **LINK** does not work copy and paste link to Google.



3. Click on:

A green rounded rectangular button with a white plus sign in a circle and the text "Add response".

to participate in this activity.

4. Follow the directions on each page/slide to complete the activity. Have FUN!



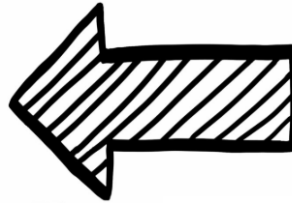
ALL DONE? GREAT!

6. Tap the "check" when you've completed the activity. This will submit your work to *your seesaw journal* for Mrs. Wolcott to see.

5. Use the **Drawing Tools**



Don't forget about ...





Line is one of the 7 Art Elements...

Line, Form, Shape, Color, Texture, Value, and Space

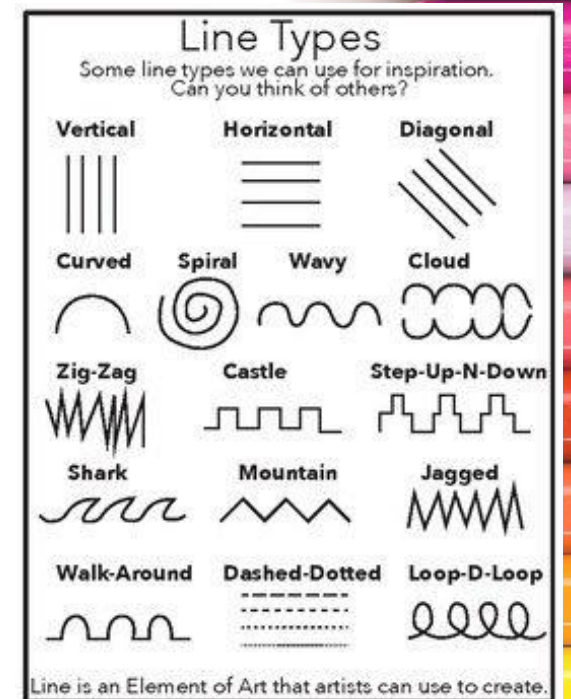
The **ELEMENTS** of art are the “building blocks” of art. We use these to **describe** works of art.

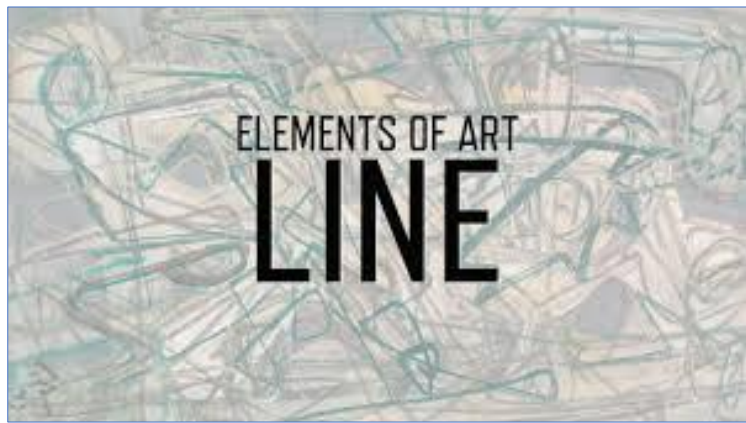
Line – a path created by a moving point, mark, or object



“A LINE is a dot that went for a walk.”

-Paul Klee





**Watch
video**

<https://youtu.be/BDePyEFT1gQ>

<https://youtu.be/yDWPOkrJ0B8?t=3>





JOAN MIRO

You might recognize this painting from TAG.

There are many types of LINES!



Miro
example of
LINES!



Now it's your turn! Create your own Miro!



1. Create a Miro work of art using your iPad or on a piece of paper.
2. Choose different lines to draw keeping in mind placement.
3. Add color if you choose.

Helpful hint: Look at Miro's line sheets!







GREAT JOB!

You did it!

ALL DONE?




Tap the “check” when you’ve completed the activity. This will submit your work to *your* seesaw journal for Mrs. Wolcott to see – no one else in the class will be able to see your work.

- Don’t worry... You can always **edit** it once you’ve turned it in, if you forgot or want to change something.

BORED ALREADY?


- Click on the **coloring page** to PRINT or SAVE it (and upload it to Sketches School). Then have FUN, be creative and color it in!
- Don’t forget to look for weekly “**Extra Art Boredom Buster**” activities on Mrs. Wolcott’s website!

*These (optional) activities will use a variety of materials you might have around your house. Look under the **Remote Learning** quick link.*



WANT TO LEARN MORE?

(OPTIONAL)



Who is Frank Stella?

<https://www.tate.org.uk/kids/explore/who-is/who-frank-stella>



Make
your
own
Frank
Stella!



YOU
GOT
THIS!

