



# art activity: week of April 14th


## 3rd grade

**Updated!**

1. Go into the **Activities** tab



2. Follow directions on each page. If the video **LINK** does not work copy and paste link to Google.



3. Click on:

**Add response**

to participate in this activity.

4. Follow the **directions** on each page/slide to complete the activity. Have FUN!



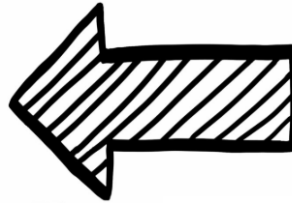
**ALL DONE? GREAT!**

6. Tap the “check” when you’ve completed the activity. This will submit your work to *your seesaw journal* for Mrs. Wolcott to see.

5. Use the **Drawing Tools**



Don't forget about ...





# Line is one of the 7 Art Elements...

*Line, Form, Shape, Color, Texture, Value, and Space*

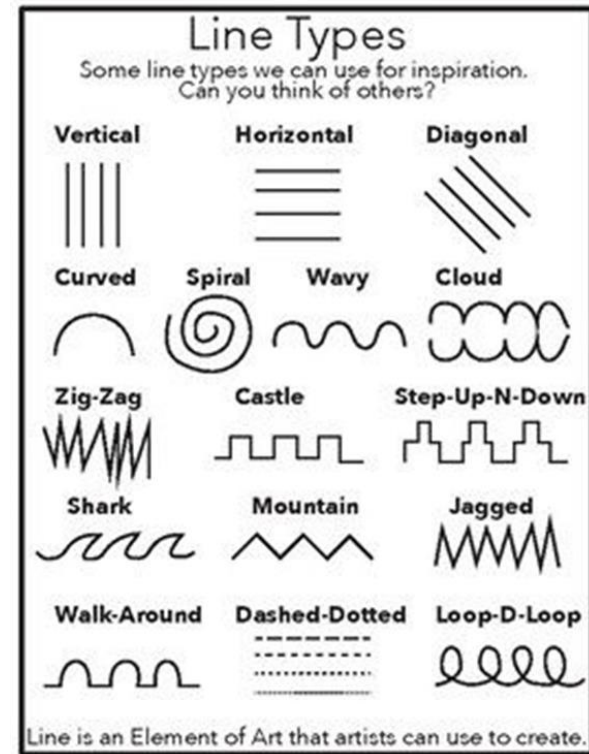
The **ELEMENTS** of art are the “building blocks” of art. We use these to **describe** works of art.

**Line** – a path created by a moving point, mark, or object



*“A LINE is a dot that went for a walk.”*

-Plaul Klee





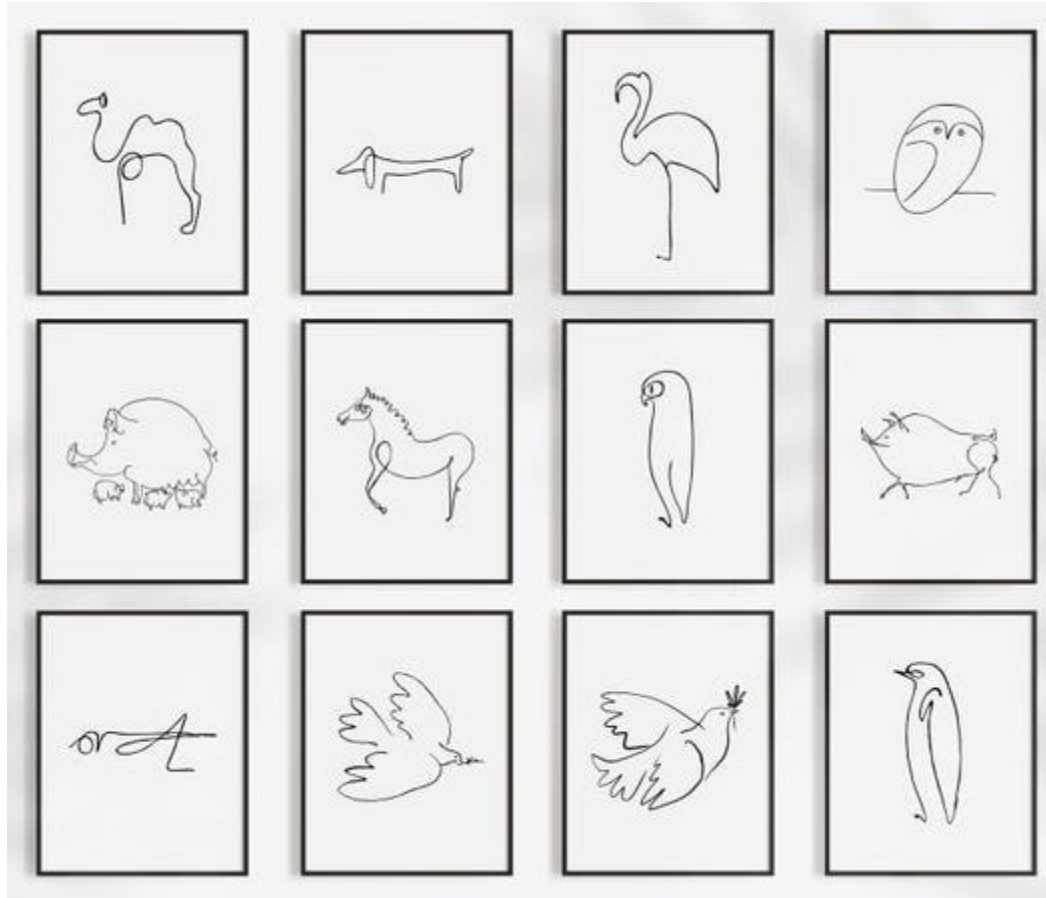


**Watch  
video**

<https://youtu.be/BDePyEFT1gQ>



**Pablo  
Picasso**







# We are going to focus on **CONTOUR** Line!


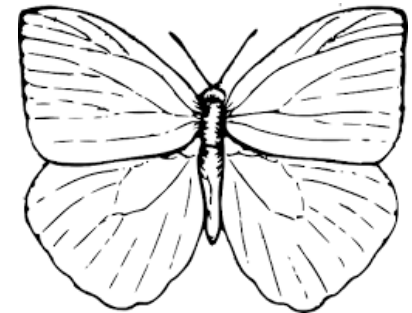
A CONTOUR LINE DEFINES THE OUTLINE FORM AND INSIDE MAIN DETAILS WITHOUT THE USE OF SHADING.

Extra help: Contour Line drawing of a Converse shoe!



Simply put, an “outline” drawing with no shading!

[https://www.youtube.com/watch?v=q9\\_yTkfNdiw](https://www.youtube.com/watch?v=q9_yTkfNdiw)

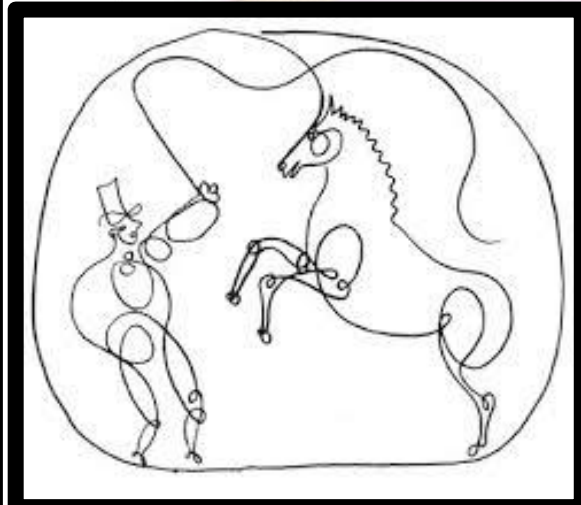


## **Continuous Contour Line-**

Not picking up your pencil

No break in the line

ONE Line



# Now it's your turn!

## Create your own Contour Line drawing!



1. Choose ONE- Contour Line Drawing or Continuous Contour Line Drawing
2. Choose your object(s) to draw
3. Have fun! You can practice a few times!









# GREAT JOB!

You did it!



## ALL DONE?

Tap the “check” when you’ve completed the activity. This will submit your work to *your* seesaw journal for Mrs. Wolcott to see – no one else in the class will be able to see your work.

## BORED ALREADY?

- Click on the **coloring page** to PRINT or SAVE it (and upload it to Sketches School). Then have FUN, be creative and color it in using bright colors like Picasso!
- Don’t forget to look for weekly “**Extra Art Boredom Buster**” activities on Mrs. Wolcott’s website!

*These (optional) activities will use a variety of materials you might have around your house. Look under the **Remote Learning** quick link.*



# CREATIVITY CHALLENGE!

## Blind Continuous Contour Line Drawing!



Grab a marker & pick a simple subject to draw. Look at every outline, or contour, and try to draw each little edge without lifting your pencil. This kind of contour drawing gives some wonderful & wacky results!



**Don't LOOK at your drawing only the person or object you are drawing!**

