

The text "THE HUNT IS ON!" is written in a large, bold, black, sans-serif font. Several simple black stick figures are integrated with the letters: one is on top of the 'H', one is on top of the 'U', one is on top of the 'N', one is on top of the 'O', and one is on top of the 'N' in "ON!".

**THE HUNT
IS ON!**

Let's get ready 1st & 2nd Grade!

It's time for a Scavenger Hunt!

7 Elements of art...

Line, Form, Shape, Color, Texture, Value, and Space

We will find examples in your house or outside and take a picture to make a collage!

**But first- Lets learn about
Shape, Color, and Texture!**




You're going on a SCAVENGER HUNT this week for art elements in your home...

Click on these links to learn more about
Shape, Color, and Texture


SHAPE

<https://www.youtube.com/watch?v=SsgT7j2-liE>




TEXTURE

<https://www.youtube.com/watch?v=tDVS9XSqt90>

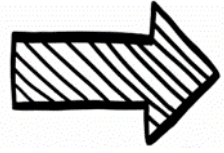


COLOR

<https://www.youtube.com/watch?v=SlbGioTNs4M>



Shape – A line that connects
to itself




There are 2 kinds!

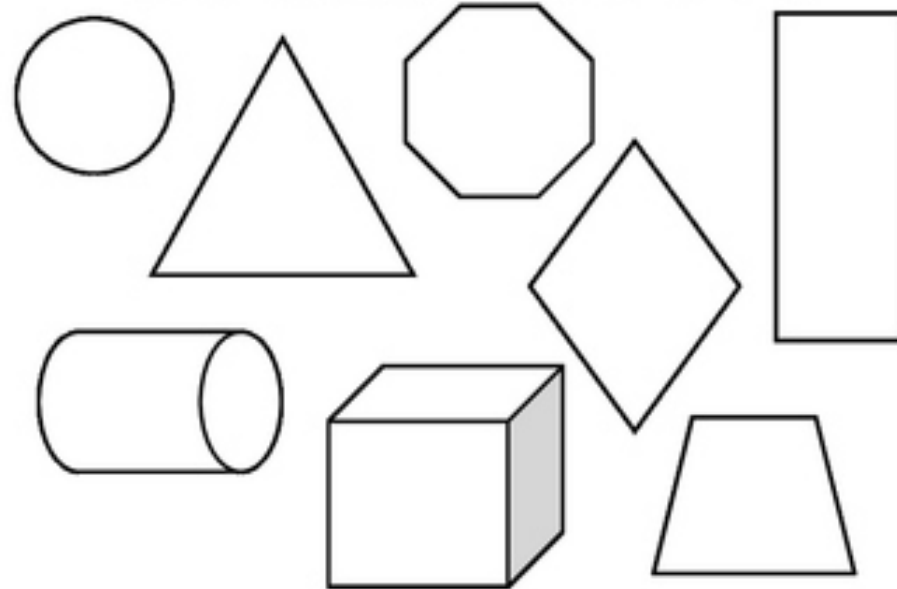
SHAPE


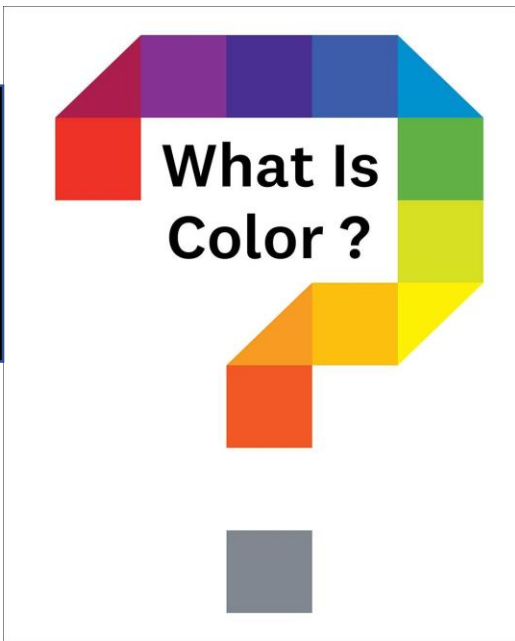


ORGANIC SHAPES

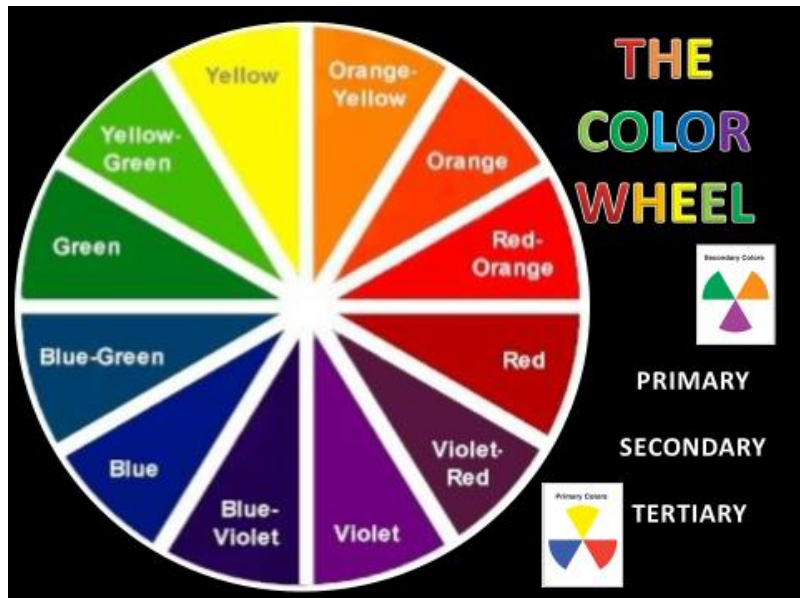


GEOMETRIC SHAPES

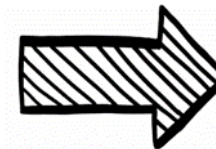




An exciting **ELEMENT** of art which depends on reflected light!



Primary	+	Primary	=	Secondary
	+		=	
YELLOW		RED		ORANGE
	+		=	
BLUE		YELLOW		GREEN
	+		=	
RED		BLUE		VIOLET



Take a close look at Primary and Secondary Colors!


TEXTURE



SMOOTH



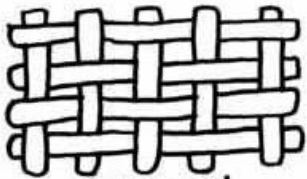
ROUGH




HARD



SOFT




WOVEN



BUMPY/LUMPY



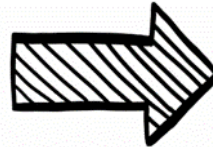
JAGGED/IRREGULAR



RIDGED


- How something feels or looks like it would feel

**These
would
feel?**




Some examples of artists that use the elements of Shape, Color, and Texture!

Vincent Van Gogh, Café Terrace on the Place du Forum, Arles, 1888



Paul Klee, Castle and Sun in 2020, 1928



Claude Monet, Waterlilies 1916

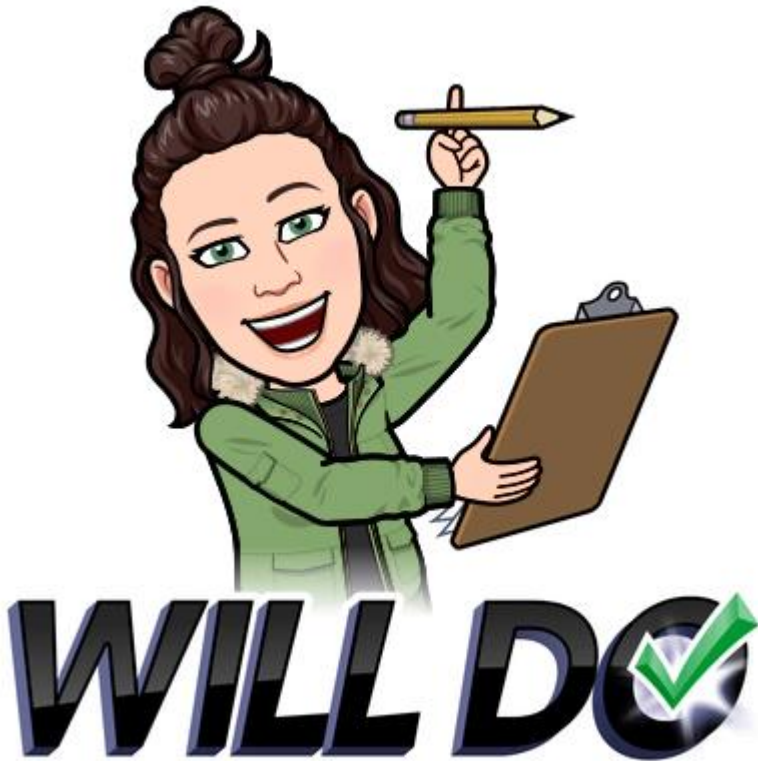


Scavenger Hunt Time!

Here is your CHECKLIST!

Take a picture of these findings in your house to make a collage.

1. Shapes – Geometric and Organic (2 pictures of each)
2. Color – Primary and Secondary (2 pictures of each)
3. Texture– the way something feels or looks like it would feel (2 pictures of each)





Collect
your
photos
and
place
them
together
to make
your
own
collage
and
**Have
Fun!**

