



## Today's Checklist 6/2/20

Today is a special day, Regions Day. We thought we would give you a break from the usual Math and Science lessons, or ELA and Social Studies assignments.

Today, you are in charge of your learning. Similar to Earth Day, below we have listed a menu of things to choose from. **You must pick at least one from each category: State Identification, National Parks/Historical Landmarks, and Creative Station.** You will complete **three** that sound interesting to you. However, you're more than welcome to do more than three. We just ask that you **complete the Regions Day checklist that was posted to your Homeroom Google Classroom Account** by the end of the day.

Identify which three that you did, and write a short paragraph stating why you picked the ones you did, which activity you liked best, and any suggestions for us on how we might do it differently next year. We want your feedback.

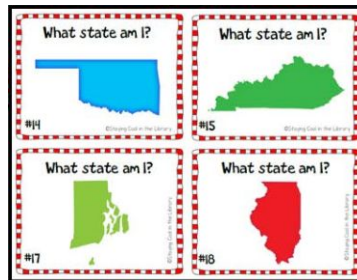
Today will be the read aloud on Google Meet for the book "The One and Only Bob". It is optional for you to join and listen to the story. We will be combining 4A and 4B again.

This is a time for you to just "listen" to the story. No comments will be made to other classmates or side conversations. We will follow the same "meeting" rules as we do for our Weekly Wednesday chats.

4A & 4B - Read Aloud at 1:00 (do not log on until 1:00)

**State Identification:** You **must** choose at least one item from this list.

Complete the [State Identification Task Cards](#). Can you identify the states just by their shape? No map is included. You have to be a “State Master Mind” to complete this one. Click on the document that is provided in your **Homeroom SeeSaw Account**, under “Activities”. Don’t forget to “Turn In” your answer sheet when you’re done.



Complete the [50 States Kahoot](#). Identify states on a map. It has been posted to your **Homeroom Google Classroom**.



Play a “Live” version of “[I Have...Who Has?](#)” game at 12:00. Mrs. McLaughlin will run it, and it will combine both 4A & 4B classes. E-mail Mrs. McLaughlin by 11:30, that you’ll be participating, so that she can send you your specific “I Have...Who Has” card.



**National Parks/Historical Landmarks:** You **must** choose at least one item from this list.

Complete the [US States Kahoot](#). Answer trivial facts about 20 of the states of the United States. It has been posted to your **Social Studies Google Classroom**. If you have chosen the 50 States Kahoot from above, you may not do a second Kahoot, unless you are choosing to do more than three activities.




Go to the [Google Expedition](#) app on your iPad. View the “American Landmarks” Expedition. Scroll along the bottom to bring up each landmark. Tap on the circles to read about the history of the landmarks. Complete the worksheet that has been posted to your **Homeroom Google Classroom Account**.



American Landmarks

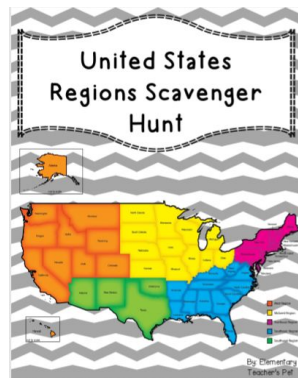
Complete the [Regions Day Scoot](#). - Identify Landmarks around the U.S. by reading the Task Cards, located in your **Social Studies SeeSaw Account**, under “Activities”. Don’t forget to “Turn In” your answer sheet when you’re done.



Identify the historical landmarks in “[National Landmarks: Guess the Region](#)”. It is posted to your **Social Studies Google Classroom Account**.



Complete the “[United States Regions Scavenger Hunt](#)” that has been posted in your **Social Studies Google Classroom Account**.



**Creative Station:** You **must** choose at least one item from this list.

[United States coloring page](#) - Located in your **Homeroom Google Account**. Either complete it right in Homeroom Google

Classroom or print it out and complete it. Post your completed picture to your **New Regions Day SeeSaw Account**.

[Cook a “Regional Dish”](#). Do you have a favorite Clam Chowder, Southwest Barbeque or Gumbo recipe? Maybe your family enjoys a unique Midwestern meal. Click on the link below if you don’t have a recipe, but would like to try something new. Take a photo of you/your family making/enjoying the dish and upload it to your **New Regions Day SeeSaw Account**.

<https://whatscookingamerica.net/AmericanRegionalFoods/RegionalAmericanIndex.htm>

Watch a video and [Learn How to Play the Spoons!](#) Then watch an authentic Appalachian woman perform a song on the spoons. Both videos are posted to your **Social Studies Google Classroom Account**. Post a picture or video of you playing the spoons to your **New Regions Day SeeSaw Account**.

[Learn How to Hula](#). Watch the videos that are posted to your **Social Studies Google Classroom Account** of a woman performing to the Moana song, and young men performing an authentic Hawaiian hula. Post a picture or video of you doing a hula to your **New Regions Day SeeSaw Account**.

[Make a Southwestern cactus or a Midwestern sunflower](#) using ANY materials from home. Post a picture on your **New Regions Day SeeSaw Account**. Here are some sample ideas. You can find a ton of “crafty” ideas on the internet.



Play “[Quizlet Live](#)” on the West Region at 2:00.



**\*Remember to complete the Regions Day Checklist that has been posted to your **Homeroom Google Classroom Account**, by the end of the day and “Submit” when you’re done.**